

How To Reserve a Day Parking Pass/space for a NH State Park in 2021

Even if your library issues you a NH Parks Pass to pay for your entry fee, **visitors must make their reservation before arriving at the park** as parking is limited. Visitors who do not make a reservation may be turned away. When planning a visit, online reservations must be made prior to the arrival and no later than 9 a.m. the day of your visit. The library pass is for a certain day, so be sure you can use it.

If you have a prepaid or free admission such as a NH Parks License Plate or a Library Pass you should still reserve in advance in case all spaces get booked up. Pre-paid and discounted access includes: the State Park License Plate, Seasons Passes, New Hampshire Seniors, New Hampshire National Guard, New Hampshire Disabled Veterans, and Active Military.

If you fall under any of these categories, or have a Library pass for admission, you will still need to pay \$1 fee for the online reservation, and people in addition to 2 adults and 4 children. If you are unable to prove the discount at the gate you will be charged for everyone. **Library passes do NOT cover Wallis Sands, Hampton Beach State Park, Flume Gorge, or Cannon Mountain Tramway, camping fees, or metered parking.** If you have problems and need a refund, email nhstateparkscamping@dncr.nh.gov.

Standard Fees with no discounts: \$4 per person ages 12 and older, \$2 per person ages 6-11.

Step 1. Choose a Park (We will use Rollins State Park in Warner as an example)

Go to www.nhstateparks.org/planning/day-use-reservations

Scroll down to the park you are interested in.



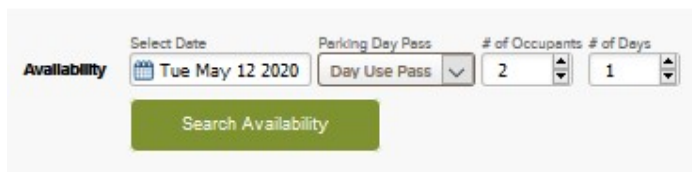
Click on “reserve at...”

Step 2. Search availability

Enter a date, number of people and 1 day

Click on Green button to search availability

You will then see a selection of dates and the number of available spaces

A screenshot of the availability search form. It includes a date selector set to "Tue May 12 2020", a parking pass dropdown set to "Day Use Pass", a number of occupants dropdown set to "2", and a number of days dropdown set to "1". A green "Search Availability" button is at the bottom.

Step 3. Select Day

Select a date (You cannot pick the current day after 9 am)
 Click "Book Parking Day Pass"

The screenshot shows a date selection interface. At the top, there are fields for 'Select Date' (Tue May 12 2020), 'Parking Day Pass' (Day Use Pass), '# of Occupants' (2), and '# of Days' (1). Below these are icons for availability: A (Selected), A (Available), X (Not avail.), C (Available by Phone Only), W (Walk-up), and R (Reserved). A calendar for May 2020 is displayed, with the 12th (Tue) highlighted in orange. Below the calendar is a green button labeled 'Book Parking Day Pass'.

Step 4. Sign in

Sign in with email and password
 (You need to create an account first)

The screenshot shows a sign-in page. On the left, under the heading 'Sign In', there is a lock icon and the text 'We take privacy seriously. Read our Privacy Policy'. Below this are two input fields: 'Email' (with placeholder 'Enter your user name') and 'Password'. A 'Forgot Password' link is below the password field. A green 'Sign In' button is at the bottom. On the right, under the heading 'New Customers', there is a green 'Create an Account' button.

Step 5. Complete the requested information

a) Check off any discount or free categories that you intend to use, eg Library Pass

Primary Occupant Profile*
 (Check all appropriate boxes)

The primary occupant has the following passes:

- Season Pass - Individual**
Season Pass - Individual
- Season Pass - NH Res. Family**
Season Pass - NH Res. Family
- NH State Employee Daily**
NH State Employee Daily
- Season Pass - Non Res. Family**
Season Pass - Non Res. Family
- Walking Disability**
Walking Disability
- Season Pass - Seacoast Parking**
Season Pass - Seacoast Parking
- Active Military**
Active Military
- NH National Guard**
NH National Guard
- America the Beautiful**
America the Beautiful
- NH State Parks Plate**
NH State Parks Plate
- General Court**
General Court
- NH Senior Citizens**
NH Senior Citizens
- Library Pass**
Library Pass
- Park Specific Resident**
Park Specific Resident

Instructions for reserving a N.H. Parks Day Use Pass (July, 2020)

- b) If arriving by vehicle you will need to supply the license plate #, Make, Model and color

Vehicle/Occupant Information*

Bringing a Vehicle? Yes No

Type *
Car

License Plate State/Province
New Hampshire

Make Model Color

Adult (12 and older)

Children (5 and younger)

Children (ages 6-11)

- c) Indicate the number of people of each age group included in the booking
- d) Read the **Alerts and Important Information** then check the agreement box and Continue to Shopping cart

Yes, I have read and understood this important information.

Continue to Shopping Cart

Step 6. Checkout

Shopping Cart

Remove marked items Abandon This Cart

New Hampshire Division of Parks and Recreation


<input checked="" type="checkbox"/>	Rollins State Park, NH Day Use Pass (Day Use Pass)	Tue May 12 2020 Pillsbury/1b Staff Vehicle: Car (465 6455) Occupants: 2	Fees: Reservation Fee: \$1.00 Extra Adult Fee (Camping) / Parking Day Pass (Day Use): Car 465 6455 Adult (12 and older) x 2 \$8.00
			Subtotal: \$8.00
			Reservation Fee: \$1.00
			Total: \$9.00
			Balance: \$9.00

Checkout Shopping Cart

Check details, then check off box


Click "Checkout Shopping Cart "

Step 7. Enter Payment Information and complete your Purchase

**Checkout Shopping Cart**

1. New Hampshire Division of Parks and Recreation – Items: 1

Subtotal:	\$8.00
Reservation Fee:	\$1.00
Rooms and Meals Tax	\$0.00
Total:	\$9.00
Balance:	\$9.00



Payment Information

Amount	Full Payment: \$9.00
Gift Card	Use a Gift Card
Card Type	-- Select card type --
Card Number	Card Number
Expiry Date	mm / yyyy
Card Holder	First Name
	Last Name

This payment will appear on your statement as:
New Hampshire Division of Parks and Recreation
[Please Read Rules and Restrictions](#)

Acknowledgement
I acknowledge and have verified that the reservations I am making are correct. I have read and understood all the warnings, information, policies, and general rules that are relevant to the reservations I am making. I am responsible for any misunderstanding or mistakes that are made including, but not limited to, incorrect sites, dates and unintentional reservations. I agree to pay all associated fees and penalties.

Yes, I have read and accept the above acknowledgement.

Complete this Purchase

Step 8. Confirmation and Printing

Your order summary will display and tickets can be printed from here, one page per person. You will also receive a verification email with all the reservation details. It includes a link to log back in to the website to, print/reprint pass, get details or cancel the reservation.

Save this email for reimbursement requests if you are eligible, in case there is no Ranger at the park entry.

Important Print Information: Please make sure that you have access to a printer and the printer is loaded with enough amount of printing paper prior to printing. Please note that each Permit is printed on a single sheet of paper.(i.e. If you have purchased 20 Permits, those will be printed on 20 sheets of papers).



Order Summary

New Hampshire Division of Parks and Recreation
[REDACTED]
Confirmed
Rollins State Park, NH
Day Use Pass (Day Use Pass)
Sun May 10 2020
Vehicle: Car [REDACTED]
Occupants: 4

Subtotal:	\$10.00
Reservation Fee:	\$1.00
Total:	\$11.00
Amount Paid:	\$(11.00)
Balance:	\$0.00

New Hampshire Division of Parks and Recreation
Payment Method: MasterCard xxxxxxxxxxxx [REDACTED]
This payment will appear on your statement as: New Hampshire Division of Parks and Recreation

Print Tickets & Permits

[Continue to home](#)

For Updates and News:

<https://www.facebook.com/NewHampshireStateParks> or <https://twitter.com/nhstateparks>

Please notify your library if this information needs to be corrected or for help booking a pass.